

Piani e strutture | Desk tops and structures | Plateaux et structures | Sobres y estructuras

Spessore 3 cm
3 cm thick (1 1/8")
3 cm d'épaisseur
3 cm de espesor

Spessore 1,8 cm
1,8 cm thick (3/4")
1,8 cm d'épaisseur
1,8 cm de espesor



Struttura in metallo elettrificata, regolabile in altezza manualmente
Electrified metal structure, manually height-adjustable
Structure en métal électrifiée, réglable manuellement en hauteur
Estructura metálica electrificada, regulable manualmente en altura

Piano da 18 mm | 18 mm (3/4") top | Plateau ép. 18 mm | Sobre mesa de 18 mm de grosor



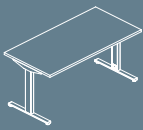
A) Struttura fissa, B) Struttura regolabile
A) Fixed structure, B) Height-adjustable structure
A) Structure fixe, B) Structure réglable en hauteur
A) Estructura con altura fija, B) Estructura con altura regulable

Piano da 30 mm | 30 mm (1 1/8") top | Plateau ép. 30 mm | Sobre mesa de 30 mm de grosor



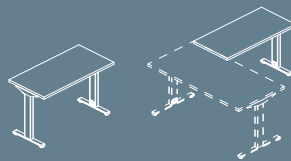
A) Struttura fissa, B) Struttura regolabile
A) Fixed structure, B) Height-adjustable structure
A) Structure fixe, B) Structure réglable en hauteur
A) Estructura con altura fija, B) Estructura con altura regulable

Scrivanie | Desks | Bureaux | Mesas



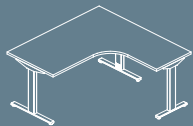
L 120/140/160/180/200 - **P** 80/90 cm
W 47 1/4"-55 1/8"-63"-70 7/8"-78 3/4" - **D** 31 1/2"-35 3/8"

Dattilo | Returns | Retours | Alas



L 80/100/120 - **P** 60 cm
W 31 1/2"-39 3/8"-47 1/4" - **D** 23 5/8"

Workstation | Workstations | Workstation | Workstation



L 160/180 - **P** 160/180 cm
W 63"-70 7/8" - **D** 63"-70 7/8"

Paretine | full-height panels | cloisons | biombos



L 60/70/80/90/100 cm
W 23 5/8"-27 1/2"-31 1/2"-35 3/8"-39 3/8"

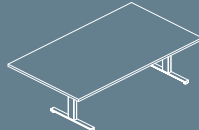
Tavoli riunione | Meeting tables | Tables de réunion | Mesas de juntas



L/P 120 cm
W/D 47 1/4"



L 200 - **P** 120 cm
W 78 3/4" - **D** 47 1/4"



L 210/280 - **P** 120 cm
W 82 5/8"-110 1/4" - **D** 47 1/4"